



# ERFURT-KlimaTec KV 600

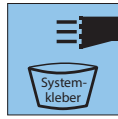
**ERFURT**  
WÄNDE ZUM WOHLFÜHLEN

INTERIOR WALL  
SYSTEMS

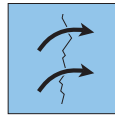
## Product benefits




Climate-friendly



System Adhesive SR 2/SR 4



Covers cracks



Adheres directly to masonry



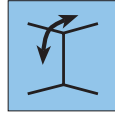
Breathable



Energy-saving



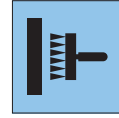
Mould-inhibiting




For walls and ceilings




No soaking



Paste-the-wall technique



Covers textures

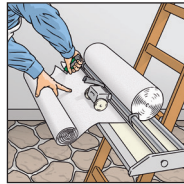


Hook blade or scissors

## How to use



**1.** Remove old wallpaper and paint. Smooth out rough base surfaces with plaster-based filler. Prime very absorbent base surfaces with solvent-free primer.



**2.** Cut ERFURT-KlimaTec KV 600 leaving a surplus and roll up with the underside facing outwards.



**3a.** With smooth to medium textured base surfaces, use a long-pile roller to generously roll ERFURT-System Adhesive SR 2 along the lengths onto the base surface.



**3b.** With medium to coarsely textured base surfaces, use a toothed trowel (either B2 or C3 depending on the base surface) to evenly apply ERFURT System Adhesive SR 4 along the lengths perpendicular to the strips of paper.



**4.** Place the felted side of the wallcovering, butt jointed to the next length, into the wet ERFURT system adhesive using the paste-the-wall technique. Press down with a rubber roller and/or a plastic trowel.



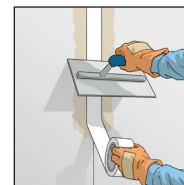
**5.** Trim off excess wallpaper at the corners and edges and butt joint the next length.



**6.** Use a hook blade knife and a straight edge or strong scissors to trim excess wallcovering at ceilings, skirting boards, windows etc.



**7.** Once dry, ERFURT-KlimaTec KV 600 has to be wallpapered over. Place butt joints of the wallpaper sideways to prevent the KlimaTec seams and the wallpaper seams sitting upon each other.



**8.** To reinforce the seams, apply a crack repair tape in a filler.

KlimaTec

PRO

[www.erfurt.com](http://www.erfurt.com)



## Product Description

### ERFURT-KlimaTec KV 600

#### Manufacturer

ERFURT & SOHN KG • Hugo-Erfurt-Straße 1  
42399 Wuppertal • GERMANY • [www.erfurt.com](http://www.erfurt.com)

#### Raw materials/Manufacture

ERFURT-KlimaTec KV 600 is an approximately 4 mm thick smooth energy-saving interior wallcovering, which is produced as a 2-component composite product from special textile fibres.

#### Product data

- Order no. 1001209
- Roll dimensions: 15.00 m long x 1.00 m wide
- Carton content: 1 roll
- Weight: approx. 600 g/m<sup>2</sup>
- Edge-cut and film-wrapped

#### Product features

- Energy-saving by improving thermal efficiency
- Up to 75% quicker heat-up of rooms
- Supports composite insulation systems
- Mould-inhibiting by increasing the surface temperature
- No calculated dewpoint certificate needed in line with DIN 4108-3:2012-01
- Its water vapour permeability as per EN ISO 12572 corresponds to a diffusion-equivalent air layer thickness of approximately 0.06 m, when applied with System Adhesive SR 2
- Its water vapour permeability as per EN ISO 12572 corresponds to a diffusion-equivalent air layer thickness of approximately 0.54 m, when applied with System Adhesive SR 4
- Thermal resistance R10 \*: 0.07 (m<sup>2</sup>K)/W
- Fire protection class „E“ according to EN 13501-1
- Dimensionally stable and covers cracks (Class A+B)
- Optimum base surface for wallpaper
- No addition of heavy metal compounds or formaldehyde

\* Measurement of the entire composite sample at room conditions

## Application/Handling

ERFURT-KlimaTec KV 600 allows your rooms to heat up significantly more quickly, thus saving you energy.

If ERFURT-KlimaTec KV 600 is used to prevent mould; have a professional remove any existing mould and eliminate its cause before applying wallpaper.

## How to use

ERFURT-KlimaTec KV 600 can be used on all interior base surfaces that can be wallpapered over. The base surface should be dry, firm and clean. Remove any finishes that are coming loose. Conventional edging trims should be used to create clean edges at external corners or soffits.

Use ERFURT-System Adhesive SR 2 on smooth and slightly textured base surfaces. Use a long-pile roller to evenly apply a generous amount of paste to the base surface along the lengths.

Use ERFURT System Adhesive SR 4 on medium to coarsely textured base surfaces. Use a toothed trowel (B2 or C3, depending on the base surface) to evenly apply the paste to the base surface perpendicular to the lengths of paper.

## Adhesion

Hang ERFURT-KlimaTec KV 600 perpendicular, with the lengths butt jointed to each other. Place the felted side of the wallcovering onto the adhesive and press down with a wallpapering palette knife to smooth out any bubbles, ensure that the adhesive is evenly distributed and that a flat base surface is produced. Use a plastic straight edge to press any excess material at the ceiling, skirtings, windows etc. into the corners and cut off with a hooked blade knife or strong scissors. Do not hang the wallcovering overlapping. Any creases that are produced in the wallcovering during storage, transport or handling do not adversely affect the product and generally are no longer visible once the wallpaper has been hung and dried.

To reinforce the seams, work in reinforcing tape in a filler (e.g. Ardex 826).

ERFURT-KlimaTec KV 600 thermal nonwoven can be wallpapered over using any type of breathable wallcovering, e.g. woodchip, nonwoven, embossed wallpapers etc. Use the adhesive recommended for the type of wallcovering, but at the very least nonwoven adhesive at a ratio of 1:10, e.g. Metylan NP New Plaster Paste, to bond to the thermal nonwoven.

## Base surface for wallpaper/Coating

ERFURT-KlimaTec KV 600 can be wallpapered after drying (a minimum of 12 hours). All breathable wallcoverings are suitable (Variovlies, nonwoven, woodchip, Rauhvlies). To maintain breathability, we recommend coating the surfaces with mineral-based or wash-resistant coatings in line with EN 13300.

When hanging the wallcovering, offset the butt joints sideways to prevent the seams and the wallpaper seams sitting upon each other. Use the paste prescribed for the wallcovering for bonding. ERFURT-KlimaTec KV 600 permits all dry-strippable wallcoverings to be removed with ease. Remove pasted wallcoverings with care (the use of spiked rollers is not recommended).

## Important note

Check the exterior of the area to be treated for penetration of wetness or moisture. Eliminate any structural defects (thermal bridges).

Seek advice from a professional in the event of any obvious structural problems, like moisture, mould and thermal bridges.

Briefly air the room for 5 - 10 minutes several times a day with the windows wide open to avoid peaks of moisture.

Refer to the advice from the Federal Environment Agency on heating and ventilation.

The manufacturer cannot guarantee the material properties of the product if the above points are not complied with.

## Ingredients/Test results

Its water vapour permeability has been tested in line with EN ISO 12 572 by Schall- und Wärmemeßstelle Aachen GmbH, with Test Reports No.030509-A-WDD and 030509-B-WDD.

#### Made in Germany

ERFURT & SOHN KG  
Hugo-Erfurt-Straße 1  
42399 Wuppertal

Phone.: +49 202 6110 0  
Fax: +49 202 6110 89 451

E-mail: [info@erfurt.com](mailto:info@erfurt.com)  
Website: [www.erfurt.com](http://www.erfurt.com)

**ERFURT**  
WÄNDE ZUM WOHLFÜHLEN