



ERFURT-Variovlies M 160

ERFURT
WÄNDE ZUM WOHLFÜHLEN

GLATTVLIES-
TAPETEN

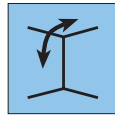
Product benefits



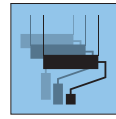
PVC-free



Fire-retardant



For walls and ceilings



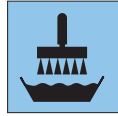
Can be re-painted several times



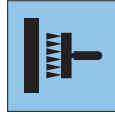
Breathable



No soaking



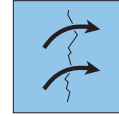
Nonwoven adhesive



Paste-the-wall technique



Minimal paint usage



Covers cracks



Easy to remove

How to use



1. Remove old wallpaper and paint. Smooth out rough base surfaces with plaster-based filler. Prime very absorbent base surfaces with solvent-free primer.



2a. Use a pasting machine without soaking or



2b. Use with the paste-the-wall technique without soaking



3. Hang perpendicular, with the lengths butted jointed to each other.




4. Use a wallpapering brush or rubber roller to press out bubbles and folds.



5. Use a Stanley knife and palette knife to trim off excess material at ceilings, skirting boards or windows etc.



6. Do not overlap in corners and at edges, but separate precisely along the edge and butt joint the next length.



7. When dry, paint with high-quality emulsion paint in line with EN 13300 or possibly plaster or wallpaper etc.



8. When you come to redecorate, the wallpaper can be removed with ease.

Variovlies

PRO

www.erfurt.com



Product Description

ERFURT-Variolvies M 160

Manufacturer

ERFURT & SOHN KG • Hugo-Erfurt-Straße 1
42399 Wuppertal • GERMANY • www.erfurt.com

Raw materials/Manufacture

ERFURT-Variolvies M 160 is a flat wallcovering, manufactured from special cellulose and textile fibres, combined with polymer binding agents.

Product data

- Order no. 1000552
- Roll dimensions: 25.00 m long x 0.75 m wide
- Carton content: 2 rolls
- Weight: approx. 160 g/m²
- Order no. 1002685
- Roll dimensions: 30.00 m long x 0.53 m wide
- Carton content: 6 rolls
- Weight: approx. 160 g/m²

Product features

- Covers contrasting colours on base surfaces very well
- In the majority of cases one coat of paint is sufficient
- Its water vapour permeability as per DIN 52615 corresponds to a diffusion-equivalent air layer thickness of approx. 0.02 m.
- Fire rating „B-s1,d0“ according to EN 13501-1 (fire-retardant)
- Free of PVC, plasticisers and solvents harmful to health
- Fibreglass-free
- No addition of heavy metal compounds or formaldehyde
- Dimensionally stable and covers cracks
- Very durable when used with appropriate paints
- Easy to remove after moistening with water
- Can be re-painted several times with commercially available paints

Application/Handling

Base surface

Ensure that the base surface is dry, firm, even, absorbent, clean, smooth and sufficiently even for the intended wallcovering. Remove old wallpaper and loose paint. Smooth out rough base surfaces with plaster-based filler. Prime smooth plaster with diluted paste. Prime highly absorbent base surfaces with solvent-free primer or paste. Please read BFS data sheets nos. 7 and 16.

Base surface for painting

Old, cracked plaster or similar, that should only be painted after appropriate preparation. Creates an evenly-textured surface for paint, for instance mixed base surfaces (plaster, visible concrete or plasterboard).

For covering cracks and for wall design:

Henkel: Solvite Ready to Roll, Delicate Wallcoverings Adhesive

Pufas: Glutolin S15, Glutolin K10, Decotric GK

On non-absorbent base surfaces, such as plastic walls:

Pufas: Glutolin BW, Decotric WB

ERFURT-Variolvies M 160 can be hung without the need for soaking. Hang ERFURT-Variolvies M 160 perpendicular, with the lengths butt jointed to each other.

Smooth out the bubbles with a rubber roller or a wallpapering palette knife. Press excess lengths at ceilings, skirtings, windows etc. into the corners with a plastic trowel and cut off with a Stanley knife. Do not hang the wallcovering overlapping. Immediately remove any traces of adhesive from the surface.

To produce surfaces that can be wallpapered on critical, compacted base surfaces, like coated/plastic surfaces, adhesive residue, apply Metylan Ovalit V using the paste-the-wall technique.

Depending on the level of wear and tear the wall will be subjected to, apply emulsion paint with minimum wet abrasion class 3 (as per EN 13300). ERFURT-Variolvies M 160 is an ideal base surface for creative wall design with washing scumble, plaster or filler.

Alternatively the wallpapered surface can be painted in an airless process. If doing so, it is necessary to subsequently roll the surface with a short pile paint roller to obtain a clean and even appearance.

Base surface for wallpaper

Can be wallpapered over using any type of wallcovering if applied to a smooth surface. When you come to redecorate, all textured base surfaces can be covered with all embossed wallcoverings. Use the paste specified for use with this type of wallcovering, but at the very least special adhesive at a ratio of 1:20 (200 g in 4 litres of water), to hang wallpaper onto ERFURT-Variolvies M 160. Owing to the strength of ERFURT-Variolvies M 160, all wallcoverings that have been hung using paste, can be subsequently removed with ease. Any damage can be made good with conventional plaster filler. ERFURT-Variolvies M 160 can therefore be papered over many times.

Fast renovation

Use ERFURT system adhesive SR 4 or Metylan Ovalit P to quickly renovate textured base surfaces, like glass fabric etc., which are to be prepared in one operation for papering with all textured wallcoverings.

Evenly apply the paste to the base surface using a toothed trowel. Place the cut lengths onto the adhesive and press down with a wallpapering palette knife so that the adhesive is evenly distributed and a flat base surface is created. Press excess lengths at ceilings, skirtings, windows etc. into the corners with a wallpapering palette knife and cut off with a knife. Do not overlap ERFURT-Variolvies M 160.

Ingredients/Test results

Its water vapour permeability as per DIN 52615 was certified by the ISEGA-Forschungs- und Untersuchungs-Gesellschaft mbH in Aschaffenburg, Germany.

Made in Germany

ERFURT & SOHN KG
Hugo-Erfurt-Straße 1
42399 Wuppertal

Phone.: +49 202 6110 0
Fax: +49 202 6110 89 451

E-mail: info@erfurt.com
Website: www.erfurt.com

ERFURT
WÄNDE ZUM WOHLFÜHLEN