



# ERFURT-KlimaTec Thermovlies Basic

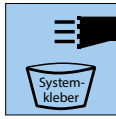
**ERFURT**  
WÄNDE ZUM WOHLFÜHLEN

INNENWAND-  
SYSTEME

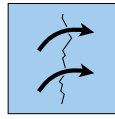
## Product benefits



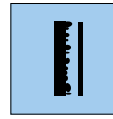
Climate-friendly



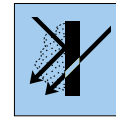
System adhesive



Covers cracks



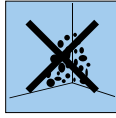
Covers textures



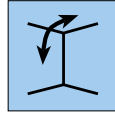
Breathable



Energy-saving



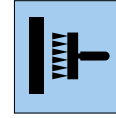
Mould-inhibiting, raises the wall surface temperature



For walls and ceilings



No soaking



Paste-the-wall technique



PVC-free

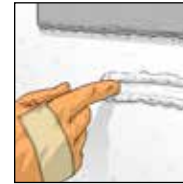
## How to use



1. Remove old wallpaper and paint. Smooth rough base surfaces with plaster-based filler. Prime very absorbent base surfaces with solvent-free primer.



2. The base surface should be clean and dry, as well as solid and absorbent. Remove any loose base surfaces.



3. With all smooth to slightly textured base surfaces, use a long-pile roller to generously roll ERFURT-KlimaTec System Adhesive along the lengths (see Finger test).



4. Place the felted side of the lengths of ERFURT-KlimaTec Thermovlies butt-jointed to each other into the wet ERFURT System Adhesive and smooth out any bubbles with a foam rubber roller or a wallpapering palette knife.



5. Cleanly cut off any protruding external corners with a Stanley knife or a hook blade. We would recommend that plastic corner profiles are placed on the ERFURT-KlimaTec Thermovlies to create a perfect visual appearance at external corners.



6. Cleanly cut off any excess ERFURT-KlimaTec Thermovlies at the ceiling and floor with a Stanley knife or a hook blade using a palette knife or cutting rail.



7. The wall surface is now ideally prepared to be covered by woodchip or another decorative wall-covering.

KlimaTec

[www.erfurt.com](http://www.erfurt.com)



# Technical Data Sheet 02/2017

## Product Description

### ERFURT-KlimaTec Thermovlies Basic

#### Manufacturer

ERFURT & SOHN KG • Hugo-Erfurt-Straße 1  
42399 Wuppertal • GERMANY • [www.erfurt.com](http://www.erfurt.com)

#### Raw materials/Manufacture

ERFURT-KlimaTec Thermovlies Basic is an approximately 1.0 mm thick smooth energy-saving interior wallcovering, which is produced as a 2-component composite product from special cellulose and textile fibres. ERFURT-KlimaTec Thermovlies Basic is breathable.

#### Product data

- Order no. 1002130
- Dimensions: 10.00 m long x 0.75 m wide x 1.0 mm thick
- Carton content: 2 rolls
- Weight: approx. 300 g/m<sup>2</sup>

#### Product features

- Energy-saving interior wallcovering
- Significantly quicker heat-up of your room
- Supports composite insulation systems
- Optimum base surface for wallpaper
- Its water vapour permeability as per EN ISO 12572 corresponds to a diffusion-equivalent air layer thickness of approximately 0.07 m, when applied with System Adhesive
- In accordance with DIN 4108 Section 3, no dew water certification is necessary, as the water vapour permeability in the system is greater than a diffusion-equivalent air layer thickness of 0.5 m, and an R value of  $\epsilon = 1$
- The fire behaviour of ERFURT-KlimaTec Thermovlies Basic was classified as "C-s2,d0" according to EN 13501-1. This corresponds to "B1", fire-retardant, as per the German standard DIN 4102-1.
- Free of PVC, plasticisers and solvents harmful to health
- No heavy metal compounds or formaldehyde added
- Dimensionally stable and covers cracks

## Application/Handling

ERFURT-KlimaTec Thermovlies Basic allows your rooms to heat up significantly more quickly, thus saving you energy. The base surface should be dry, clean and firm. Remove any finishes that are coming loose. Conventional edging trims should be used to create clean edges at external corners or soffits.

#### How to use

Only use ERFURT-KlimaTec System Adhesive on smooth base surfaces. Evenly apply a generous amount of paste to the base surface along the lengths using a long-pile roller.

#### Wallpapering

Hang ERFURT-KlimaTec Thermovlies Basic perpendicular, with the lengths butt jointed to each other. Place the felted side of the wallcovering onto the adhesive and press down with a wallpapering palette knife to smooth out any bubbles, ensure that the adhesive is evenly distributed and that a flat base surface is produced. Press any excess material at the ceiling, skirtings, windows etc. with a straight edge into the corners and cut off with a hook blade, Stanley knife or strong scissors. Ensure that the wallcovering does not overlap. Any creases that are produced in the wallcovering during storage, transport or handling do not adversely affect the product and generally are no longer visible once the wallpaper has been hung and dried.

#### Coating

ERFURT-KlimaTec Thermovlies Basic can be wallpapered after drying (a minimum of 12 hours). All breathable wallcoverings are suitable (Variovlies, nonwoven, woodchip, Vlies-Rauhfaser). To maintain breathability, we recommend coating the surfaces with mineral-based or wash-resistant coatings in line with EN 13300.

When hanging the wallcovering, offset the butt joints sideways to prevent the seams and the wallpaper seams sitting upon each other. Use the paste prescribed for the wallcovering. When using smooth wallcoverings in particular, use a conventional filler to level the seams of the lengths of ERFURT-KlimaTec Thermovlies Basic.

All dry-strippable wallcoverings can be removed from ERFURT-KlimaTec Thermovlies Basic, providing paste has been used rather than emulsion adhesive. Remove pasted wallcoverings with care (the use of spiked rollers is not recommended).

#### Recommendation

##### Please note

Regular ventilation (at least twice a day) creates a comfortable and healthy indoor air quality.

#### Important note

Check the exterior of the area to be treated for penetration of wetness or moisture. Eliminate any structural defects (thermal bridges).

Seek advice from a professional in the event of any structural problems, like moisture, mould and thermal bridges.

Briefly air the room for 5 - 10 minutes several times a day with the windows wide open to avoid peaks of moisture.

Refer to the advice from the Federal Environment Agency on heating and ventilation.

The manufacturer cannot guarantee the material properties of the product if the above points are not complied with.

#### Made in Germany

ERFURT & SOHN KG  
Hugo-Erfurt-Straße 1  
42399 Wuppertal

Tel.: +49 202 6110 0  
Fax: +49 202 6110 89 451

E-mail: [info@erfurt.com](mailto:info@erfurt.com)  
Internet: [www.erfurt.com](http://www.erfurt.com)

Service line:  
+49 202 6110 375

**ERFURT**  
WÄNDE ZUM WOHLFÜHLEN